











Family Tip Sheet

-  Start young by talking with infants and young children before they learn to read. Talk with your child all day long, using short, simple sentences. Talking with them even before they can speak will help them later when they learn to read and write.
-  Read to and with your child every day. It is very important to read out loud to your child before they start school. Help your child to read with you. Ask them to find letters and words on the page and talk with your child about the story.
-  Help your child to read on their own. Reading at home helps children do better in school. Have lots of children's books in your home and visit the library or bookstore often. Help your child get their own library cards and let them pick out their own books.
-  If your child has a disability, they may find reading frustrating. Use technology to support reading such as audio books on a device, audio recording yourself reading a book so your child can read along, or apps that highlight words as they read them aloud.
-  Help your child to see that reading is important. Suggest reading as a freetime activity. Make sure your child has time in their day to read. Set a good example for your child by reading newspapers, magazines, and books in front of them. If you are reading on a device, make it evident that you are reading.
-  Set up a reading area in your home. Keep books that interest your child in places that are visible and where they can easily reach them. As your child becomes a more skilled reader, make sure that you add higher leveled books to your collection.
-  Give your child writing materials. Children want to learn how to write and to practice writing. Help them learn by having paper, pencils, pens, or crayons for them in your home. Encourage creativity and volume of writing rather than being overly concerned about spelling or penmanship.
-  Read and write with your child in your native language. Practicing their first language will help your child learn to read and write English.
-  Reading informational texts for pleasure is as important as reading a novel. Give your child opportunities to read informational texts aligned to their interests. Look for books and articles that feature their favorite sports teams, historical figures, hobbies, or other interesting topics.
-  View pleasure reading as a value. Almost anything your youngsters read – including the Sunday comics – helps build reading skills.

Visit [RIF.org/Literacy-Central](https://www.RIF.org/Literacy-Central) for free book activities