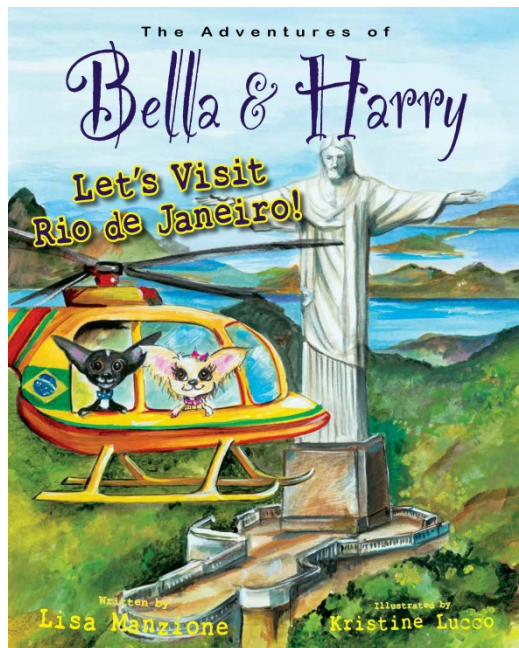


The Adventures of Bella & Harry:

Let's Visit Rio de Janeiro!

Written by: Lisa Manzione

Illustrations by: Kristine Lucco



The Adventures of Bella & Harry is a children's book series chronicling the escapades of a pup named Bella, her little brother Harry and their family, who travel the world exploring the sights and sounds of new, exciting cities.

The "Bella & Harry" series is an informative, interactive and exciting way to introduce children to travel, different countries, customs, history and landmarks with the educational value of the books cleverly disguised amidst dozens of illustrated pages.

Traveling the world with these two cute and cuddly sibling Chihuahuas will allow the young reader to gain an appreciation of the world and its cultural diversity.

Please see below for a listing of other titles in the series. For the latest information about reading levels, Lexile scores, title, format and language availability, as well as newly added titles and activities, please visit our website: www.BellaAndHarry.com

Let's Visit Paris!	Let's Visit Istanbul!	Let's Visit Rio de Janeiro!
Let's Visit Venice!	Let's Visit Jerusalem!	Christmas in New York City!
Let's Visit London!	Let's Visit Dublin!	Let's Visit Florence!
Let's Visit Cairo!	Let's Visit Maui!	Let's Visit Malta!
Let's Visit Athens!	Let's Visit Saint Petersburg!	Let's Visit Machu Picchu!
Let's Visit Barcelona!	Let's Visit Vancouver!	Let's Visit Prague!
Let's Visit Edinburgh!	Let's Visit Berlin!	Let's Visit Easter Island!
Let's Visit Rome!	Let's Visit Beijing!	Let's Visit Havana!

Activities:

1. **Comprehension:** Use the attached sheet to answer questions about the story.
2. **Vocabulary:** Use the attached sheet to match Portuguese phrases with the correct definition.
3. **Drawing:** Have your students draw three things they might have seen in Rio de Janeiro.
4. **Crossword Puzzle:** Use the attached crossword puzzle and fill in the blanks.
5. **Compare and Contrast:** Have students use the attached Venn Diagram to compare and contrast Rio de Janeiro with a city in the United States. If you have read more than one adventure, you may want to compare and contrast those two cities as well.
6. **Writing Assignment:** Have your students use the attached sheet to express what they have learned.

Extensions:

- Choose a landmark in Rio de Janeiro (or Brazil) and research more about it.
- Use books and the internet to research Rio de Janeiro, Brazil or South America.
- Have students think of other places they would like to learn more about.
- Create a newspaper article about Rio de Janeiro.
- Look up and research other cities that begin with the letter "R" or countries that begin with "B".
- Have a cultural day and try a variety of Brazilian food.
- Have students create a journal pretending they are visiting Rio de Janeiro and have them document what they see and do.
- Look up and research different breeds of dogs.

Please direct any questions to Info@BellaAndHarry.com

NAME: _____ DATE: _____

Facts About Rio de Janeiro

Directions: Think back about the story and answer the following questions.

1. What can you tell me about the Carnival of Brazil?

2. What famous beach is across the street from the hotel Bella & Harry stayed at with their family?

3. What were some of the sights Bella and Harry saw during their cable car ride to Sugarloaf Mountain?

4. What country is Rio de Janeiro located in?

5. Describe a samba costume.

6. What can you tell me about the weather in Rio de Janeiro?

7. What barrio did Bella & Harry visit?

8. What foods might someone eat during a visit to Rio de Janeiro?

9. The Christ the Redeemer statue is located on top of this mountain.

10. What was something that you learned about Rio de Janeiro that you found interesting?

Name _____ Date _____

Portuguese Vocabulary Matching

Directions: Match the Portuguese words and phrases to their meaning.

- | | |
|------------------|-----------------|
| 1. ___ Sim | A) Good Morning |
| 2. ___ Por favor | B) Good Evening |
| 3. ___ Nao | C) Please |
| 4. ___ Adeus | D) Yes |
| 5. ___ Ola | E) No |
| 6. ___ Bom dia | F) Hello |
| 7. ___ Boa noite | G) Good-bye |



Name _____

Date _____

Bella & Harry

Let's Visit Rio de Janeiro!

Directions: Draw and label three things you might see if you were in Rio de Janeiro.




Name _____

Date _____

Bella & Harry

Let's Visit Rio de Janeiro!



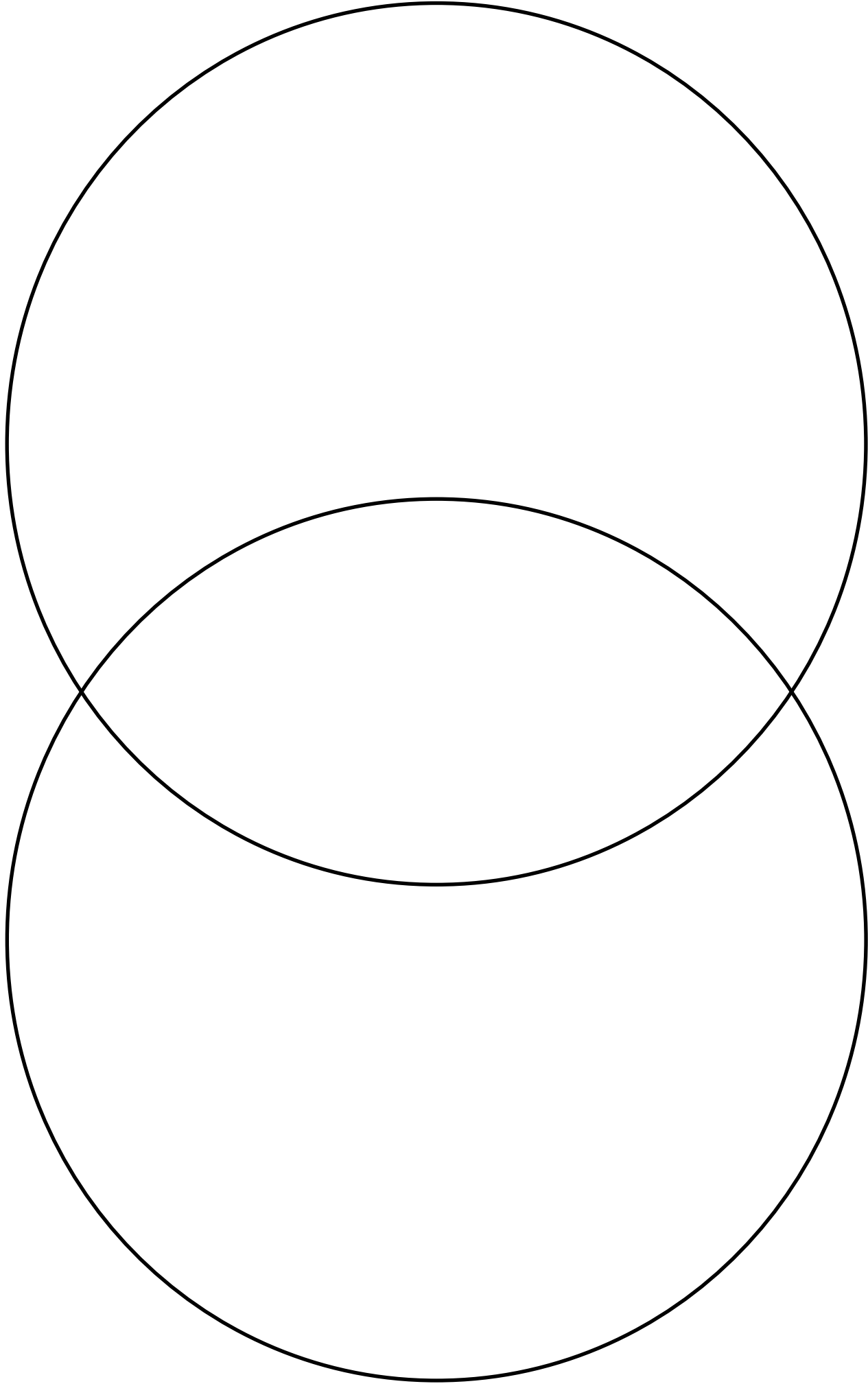
ACROSS

3. The official language of Rio de Janeiro (and the country of Brazil) is _____
4. The Christ the Redeemer statue is also known as the _____ Redentor statue
6. The Portuguese word for neighborhood is _____
9. You need to take a cable car to get to the top of _____ Mountain
10. The _____ is a very popular Brazilian dance

DOWN

1. Rio de Janeiro is located on this continent
2. Sugarloaf Mountain is a single, big _____
5. There are many _____ milk stands on the beach
7. The Selaron Steps are also known as Escadaria _____
8. The _____ River is located in Brazil

Venn Diagram



NAME: _____ DATE: _____

Answer Key

Facts About Rio de Janeiro

Directions: Think back about the story and answer the following questions.

1. What can you tell me about the Carnival of Brazil?

It is a celebration with parades, lots of good food and a lot of dancing. It takes places every year (usually in February), just before Ash Wednesday.

2. What famous beach is across the street from the hotel Bella & Harry stayed at with their family?

Copacabana Beach.

3. What were some of the sights Bella and Harry saw during their cable car to Sugarloaf Mountain?

The entire city of Rio de Janeiro, Urca Hill, beaches, the Atlantic Ocean and Guanabara Bay.

4. What country is Rio de Janeiro located in?

Brazil.

5. Describe a samba costume.

A very colorful outfit with many feathers.

6. What can you tell me about the weather in Rio de Janeiro?

Rio de Janeiro has a tropical climate and the average summer temperature is 80 degrees Fahrenheit.

7. What barrio did Bella & Harry visit?

The Lapa barrio.

8. What foods might someone eat during a visit to Rio de Janeiro?

Feijoada (a stew with black beans, cooked with pork or beef), Churrasco (roasted meats) and Baba de Moca (egg custard).

9. The Christ the Redeemer statue is located on top of this mountain.

Corcovado Mountain.

10. What was something that you learned about Rio de Janeiro that you found interesting?

Name _____ Date _____

Answer Key
Portuguese Vocabulary Matching

Directions: Match the Portuguese words and phrases to their meaning.

- | | |
|-----------------------|-----------------|
| 1. D Sim | A) Good Morning |
| 2. C Por favor | B) Good Evening |
| 3. E Nao | C) Please |
| 4. G Adeus | D) Yes |
| 5. F Ola | E) No |
| 6. A Bom dia | F) Hello |
| 7. B Boa noite | G) Good-bye |

Pretend you are in Rio de Janeiro. Draw and label three things you might see if you were there.

--	--	--


Name _____

Date _____

ANSWER KEY

Bella & Harry

Let's Visit Rio de Janeiro!



ACROSS

3. The official language of Rio de Janeiro (and the country of Brazil) is _____
4. The Christ the Redeemer statue is also known as the _____ Redentor statue
6. The Portuguese word for neighborhood is _____
9. You need to take a cable car to get to the top of _____ Mountain
10. The _____ is a very popular Brazilian dance

DOWN

1. Rio de Janeiro is located on this continent
2. Sugarloaf Mountain is a single, big _____
5. There are many _____ milk stands on the beach
7. The Selaron Steps are also known as Escadaria _____
8. The _____ River is located in Brazil