



# Activity Packet

A collection of resources aligned to the theme of Community



Community can be a place and a feeling. It's important to our sense of belonging to find or develop a community that supports and sustains us, whether it is a small group of people, an entire neighborhood, or the whole world. The books and activities featured here are all about community, whether local or global.

## This packet includes activities for...

- Educators to use in the classroom
- Parents/caregivers to use at home
- Students to use for their own exploration

## Map Your School Community

- This activity is appropriate for independent work, small group work, or whole class collaboration.
- Adjust the activity according to the needs of your individual students by assigning specific contributions (e.g., drawing, labeling, coloring, explaining).


### Steps

1. Decide whether you want students to complete this task independently, in groups, or as a class. Create the handouts that your students will use to map your school community. You may provide students with blank paper, a rough outline of your school building, or a detailed schematic of your school building and grounds. (This is a great step for differentiation.)
2. Talk with the students about how communities are formed by the community members. And review the many people who are a part of your school community and the contributions they make: students, teachers, custodians, administrators, food service staff, media center staff, IT personnel, etc.
3. According to your customized plan for individual or group maps, allow students time to represent all the members of your school community making their contributions on the school property. Maps may include symbols, stick figures, or drawings of people. They may include materials and tools. They may be in color and have legends.
4. Display the map(s) in the classroom. As you read books throughout the year, come back to the idea of community from time to time to solidify students' understanding of the value of healthy communities and how to be a part of one.


## Recommended Books




**The Rhino Who Swallowed a Storm**  
 Authors: LeVar Burton and Susan Schaefer Bernardo  
 Illustrator: Courtenay Fletcher  
 Grades: K-2




**Moses Goes to a Concert**  
 Author & Illustrator: Isaac Millman  
 Grades: PK-2



**City Dog, Country Frog**  
 Author: Mo Willems  
 Illustrator: Jon J. Muth  
 Grades: PK-3



**The Cazuela That the Farm Maiden Stirred**  
 Authors: Samantha R. Vamos  
 Illustrator: Rafael López  
 Grades: K-3




**Swimmy**  
 Author & Illustrator: Leo Lionni  
 Grades: PK-2



**The Patchwork Garden/  
 Pedacitos de huerto**  
 Author: Diane de Anda  
 Illustrator: Oksana Kemarskaya  
 Grades: K-3



**Kamala and Maya's Big Idea**  
 Author: Meena Harris  
 Illustrator: Ana Ramirez González  
 Grades: PK-3



**Seeds of Change**  
 Author: Jen Cullerton Johnson  
 Illustrator: Sonia Lynn Sadler  
 Grades: 2-5



**Thank You, Omu!**  
 Author & Illustrator: Oge Mora  
 Grades: PK-5



**Lend a Hand: Poems about Giving**  
 Author: John Frank  
 Illustrator: London Ladd  
 Grades: 1-4

### Discussion questions for any recommended book listed above:

1. What made the characters in this book part of a community?
2. Is this a community you'd like to be a part of? Why or why not?
3. Were there any things about this community that you didn't like?
4. What did the characters do to make their community happier and healthier?
5. In what ways could the community in this book be made even stronger?

For additional activities for the books listed, please visit [www.RIF.org/Literacy-Central/Collections/Community](http://www.RIF.org/Literacy-Central/Collections/Community)

### Note to Parents/Caregivers

Our class is learning about community with literacy resources from Reading Is Fundamental. Complete this activity with your child to help deepen their understanding of community.

---

## Our Neighborhood

- This activity can be as simple or as complex as you like, using a piece of paper and a pen or a whole collection of collage materials.
- If your child is working on maps in class, this activity encourages them to share their learning with you and apply their understanding to another activity.


### Steps

1. Talk with your child about your neighborhood community. Your focus might be the block you live on, a whole town, or any other area you'd like to explore.
2. Work together with your child to draw a map of your neighborhood or other community space.
3. Next, focus on the helpers. Make a list of all the people in the neighborhood community who are helpers. (The list may include official helpers, like firefighters and librarians, and unofficial helpers, like the neighbor who keeps a flower garden that makes people smile.)
4. Finally, populate the map with all the helpers around the neighborhood.
5. As you read books about community, continue to talk with your child about what makes a happy, healthy community and how to be a part of one.

## Recommended Books




**The Rhino Who Swallowed a Storm**  
 Authors: LeVar Burton and Susan Schaefer Bernardo  
 Illustrator: Courtenay Fletcher  
 Grades: K-2




**Moses Goes to a Concert**  
 Author & Illustrator: Isaac Millman  
 Grades: PK-2



**City Dog, Country Frog**  
 Author: Mo Willems  
 Illustrator: Jon J. Muth  
 Grades: PK-3



**The Cazuela That the Farm Maiden Stirred**  
 Authors: Samantha R. Vamos  
 Illustrator: Rafael López  
 Grades: K-3




**Swimmy**  
 Author & Illustrator: Leo Lionni  
 Grades: PK-2



**The Patchwork Garden/  
 Pedacitos de huerto**  
 Author: Diane de Anda  
 Illustrator: Oksana Kemarskaya  
 Grades: K-3



**Kamala and Maya's Big Idea**  
 Author: Meena Harris  
 Illustrator: Ana Ramirez González  
 Grades: PK-3



**Seeds of Change**  
 Author: Jen Cullerton Johnson  
 Illustrator: Sonia Lynn Sadler  
 Grades: 2-5



**Thank You, Omu!**  
 Author & Illustrator: Oge Mora  
 Grades: PK-5



**Lend a Hand: Poems about Giving**  
 Author: John Frank  
 Illustrator: London Ladd  
 Grades: 1-4

### Discussion questions for any recommended book listed above:

1. What made the characters in this book part of a community?
2. Is this a community you'd like to be a part of? Why or why not?
3. Were there any things about this community that you didn't like?
4. What did the characters do to make their community happier and healthier?
5. In what ways could the community in this book be made even stronger?

For additional activities for the books listed, please visit [www.RIF.org/Literacy-Central/Collections/Community](http://www.RIF.org/Literacy-Central/Collections/Community)



# Community Helpers

You will always be a part of a community. Take some time to think about how you'd like to help your community when you're grown up. Think of people you admire in the community and what they do that inspires you. We've written two samples to help you get started.

*Community Member: A bus driver  
Helps people get where they need to go. Gets to talk to people all day long.*

*Community Member: A librarian  
Gets to read books to kids. Works in a place that makes people happy.*

**Community Member:** \_\_\_\_\_  
\_\_\_\_\_  
\_\_\_\_\_

**Community Member:** \_\_\_\_\_  
\_\_\_\_\_  
\_\_\_\_\_

**Community Member:** \_\_\_\_\_  
\_\_\_\_\_  
\_\_\_\_\_



## Bonus Activity

Write a letter or make a card for a member of your community to thank them for being a helper.

**Sample:**

*Dear Bus Driver,  
Thank you so much for getting people where they need to go all day.  
I hope all your riders are nice to you.*

*Sincerely,  
A Friend in the Community*

**Practice your writing skills on this page and use the next page for your formal draft.**

---

---

---

---

---

---

---

---

---

---



Dear:

---

---

---

---

---

---

---

---

---

---

---

---

---

---

---

---

---

---

---

---

---

---

---

---

Sincerely,

---