

NATURE



Nature

Fascination abounds in the natural world and children are, well, naturally curious about all the humming, buzzing, and cycling. Nature, and all the wonder and joy (and thrills and chills) it may bring, energizes and inspires young readers.

This activity packet includes a selection of resources for educators, parents/caregivers, and students.

Booklist: A recommended list of books about nature.

Puzzles and Activities for Students: Resources about nature designed for independent student use.

Take-Home Activity: An activity about nature designed to help students continue learning at home.

Classroom Activity: An activity about nature designed for the classroom.

We suggest you print and copy the *Take-Home Activity* and *Puzzles and Activities for Students* pages and send them home to extend the learning.

For more reading resources, visit www.RIF.org/Literacy-Central.

TABLE OF CONTENTS

Book List	3
Find The Difference	4
Memory Match	5-6
Crossword Puzzles	7-8
Coloring Page	9
Word Searches	10-11
Take-Home Activity.....	12
Classroom Activity	13
All Answer Keys	14-17

Nature Book List

Recommended Books




We're Going on a Nature Hunt
Author: Steve Metzger
Illustrator: Miki Sakamoto
PK-K




Dandelions: Stars in the Grass
Author and Illustrator:
Mia Posada
PK-2




Daytime Nighttime
Author and Illustrator:
William Low
1-2




Seeds, Bees, Butterflies, and More! Poems for Two Voices
Author: Carole Gerber
Illustrator: Eugene Yelchin
PK-3




The Bee Book
Author: Charlotte Milner
K-3




In the Small, Small Pond
Author and Illustrator:
Denise Fleming
PK-3




In the Tall, Tall Grass
Author and Illustrator:
Denise Fleming
PK-3



**Over in a River:
Flowing Out to the Sea**
Author: Marianne Berkes
Illustrator: Jill Dubin
PK-3



**Water Is Water: A Book
About the Water Cycle**
Author: Miranda Paul
Illustrator: Jason Chin
1-5



**The Barefoot Book of
Earth Tales**
Author: Dawn Casey
Illustrator: Anne Wilson
K-6

Find The Difference

Find 10 Differences



Memory Match



Cut along the lines to create vocabulary cards. Then, mix them up and turn them over. Flip two cards at a time, using your memory to try to find word pairs. Use each page separately for an easier version, or put all the cards together for a bigger challenge.

nature	nature
landscape	landscape
environment	environment
mountain	mountain
animal	animal
tree	tree



Memory Match



Cut along the lines to create vocabulary cards. Then, mix them up and turn them over. Flip two cards at a time, using your memory to try to find word pairs. Use each page separately for an easier version, or put all the cards together for a bigger challenge.

river	river
insect	insect
habitat	habitat
rain	rain
plant	plant
life cycle	life cycle




Crossword Puzzle (easier)

Name: _____ Date: _____

Answer clues based on the content and vocabulary words for the topic of Nature.
Look for hints in the Word Bank.

Word Bank

NATURE	ANIMAL
CLOUD	STORM
RIVER	TRAIL
RAIN	HABITAT
MOON	SUN



Across

2. Take a hike on a marked ___ near where you live!
4. What ___ would you choose to be, if you could?
6. The place where animals live.
7. The largest star is the ___.
8. The water flowing between two banks or shores is a ___
9. The Earth has one ___.

Down

1. Rain can bring thunder, lightning, and a big ___.
3. A ___ can be big & fluffy or dark & rainy.
5. Take a walk out in ___ to enjoy our universe!
8. Bring your umbrella...it is going to ___!

Crossword Puzzle (harder)

Name: _____ Date: _____

Answer clues based on the content and vocabulary words for the topic of Nature.
Look for hints in the Word Bank.

Word Bank

NATURE
LIFE CYCLE
STORM
FLOWER
HABITAT

ANIMAL
WATER CYCLE
STAR
GARDEN
THUNDER

INSECT
LIGHTNING
OCEAN
TREE
SEED
TRAIL


Down

1. You can plant a flower and a vegetable ____!
3. Do you know the name of any of the ____ constellations?
4. Where animals live.
5. Arthropod is another term for an ____.
8. The loud noise related to lightning.
9. The stages of life in humans & animals.
11. All that is in the universe.
13. Rain, snow, wind, hail can produce a strong ____.

Across

2. Do you live near the Atlantic or Pacific ____?
3. You can start a garden with one ____.
6. At the zoo, what is your favorite ____?
7. In the park you might find a hiking ____.
8. Be careful if you are outside climbing a ____!
10. An electric spark discharged in the atmosphere.
12. The circulation of the Earth's waters.
14. What is your favorite ____ to cut & arrange?





Word Search (easier)

Name: _____ Date: _____

Find the words in the list below.

S E E D R A O E C H
U T R A I L M R A R
N N A K H C L I M G
A N I M A L F V O P
T I N O B O L E U O
U U S O I U O R N B
R C E N T D W D T H
E O C E A N E M A I
E B T S T O R M I V
B N L G A R D E N R

Word Bank

NATURE	ANIMAL	INSECT
HABITAT	RAIN	CLOUD
STORM	SUN	MOON
SEED	FLOWER	GARDEN
MOUNTAIN	TRAIL	OCEAN
RIVER		

Word Search (harder)

Name: _____ Date: _____

Find the words in the list below.

R W O R L D W V U E S I F
P A C N P J F M M W T I F
L L E T J S N O G A L D D
I V A S N V U O S T O R M
G B N N T H U N D E R E S
H A B I T A T T T R E E K
T N K D L R R R G C E D E
N I N S E C T A W Y H S F
I M O U N T A I N C S V L
N A T U R E J L P L O L O
G L I F E C Y C L E B A W
E N V I R O N M E N T K E
F S G A R D E N R I V E R

Word Bank

NATURE

ANIMAL

INSECT

HABITAT

LIFE CYCLE

WATER CYCLE

LIGHTNING

THUNDER

STORM

SUN

MOON

STAR

PLANT

SEED

FLOWER

GARDEN

MOUNTAIN

RIVER

LAKE

OCEAN

TRAIL

TREE

ENVIRONMENT

WORLD



Take-Home Activity

5-Sense Nature Walk

Your child has been learning about nature at school and this activity is designed to extend the learning at home.

Nature is everywhere – even in the very middle of a city filled with skyscrapers, a weed pokes through concrete, pigeons roost, clouds float by between tall buildings. For this activity, you'll take a nature walk with your child and focus on the five senses.

STEPS:

1. Plan a nature walk with your child. Decide where you'll go (around your own block, to a local park, etc.) and talk about using your senses to enjoy nature. You'll be talking about what you...
 - see
 - smell
 - touch
 - hear
 - taste – please note that taste may not be an option on your walk!
2. During your walk, select an item in nature and ask your child questions, such as...
 - What does the leaf look like?
 - What does the river sound like?
 - What does the tree bark feel like?
3. For each question, ask your child to come up with 3 to 4 different descriptive words, such as...
 - What does the leaf look like?
 - Green
 - Flat
 - Pointy

Classroom Activity

Nature Booklet

For the following activity, allow students to work outside or at the windows in your classroom. If neither of those are an option, bring pieces of nature inside so that each desk or table has a sample. Note that this activity can be done independently, in pairs, or in small groups.

STEPS


1. Read a few books about nature with your students. Note: You may select books from our Nature Booklist or select your own favorites.
2. Talk about different ways nature was represented in the books you chose. For example, the books may have been non-fiction descriptions of nature or stories about characters enjoying an aspect of nature.
3. Invite students to pick an item from nature as a focus for a page in a classroom booklet about nature. (If you are going to be outside, define the parameters; if you are going to be at the window, the parameter is anything they can see outside; if you are bringing nature in, try to allow for some choice.)
4. Give students a limited amount of time (e.g., 10 minutes) for observation and note-taking. Students may record their observations using written notes, drawings, or a combination of the two.
5. Give students several options for sharing about their chosen item on their page: a poem, a factual description, a drawing with labels, a very short story, other.
6. Provide ample time and supplies for each student (or pair or group) to complete their page.
7. Create a classroom booklet and, if possible, make copies for each student (and/or make a copy for the media center.)

ANSWER KEYS

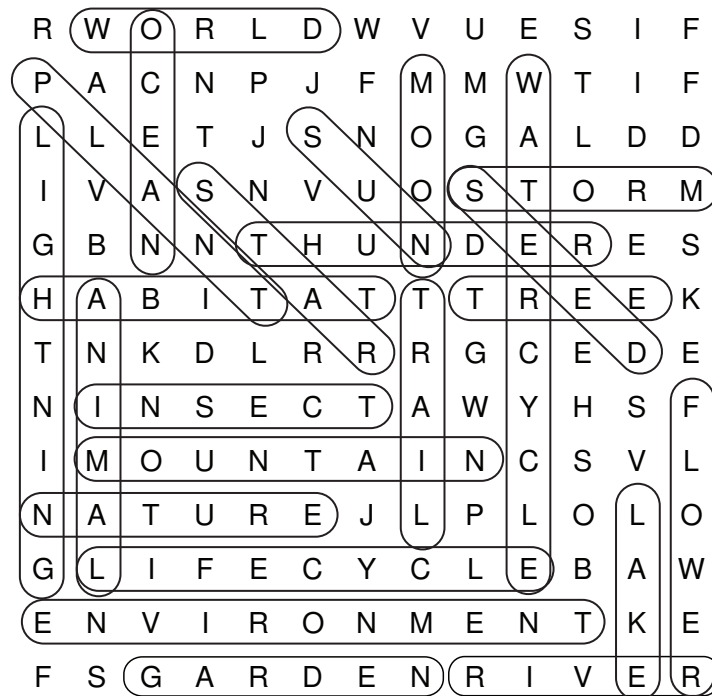
Find The Difference




Key: Word Search (easier)



Key: Word Search (harder)



Key: Crossword Puzzle (easier)



Key: Crossword Puzzle (harder)

