



Reading Is
Fundamental

Reading Fun



Brought to you by Reading Is Fundamental
and *Kappa Kappa Gamma*

OWL BUDDY BOOKMARK

Materials: Paper shapes cut from heavy construction paper, craft glue, glue stick, scissors, black markers, craft sticks

1. Explain that students are going to make owl reading buddies to help them follow along while reading their favorite book. The owl reading buddy can also be used as a bookmark to keep the place in the book if there is more yet to read!
2. Pass out construction paper shapes and glue sticks, scissors and markers. 1 large oval, 1 small oval, 2 small circles and 1 small diamond, per student. If you prefer, you may choose to let students cut the paper shapes themselves.


3. Have students begin with the large oval shape for the body. Have them cut out a crescent from the top of the oval to form the owl's head. Using the other shapes, let students decide what type of design they would like to make on their owl. Use glue sticks to attach shapes to the owl's body.
4. Have students use the scissors and markers to make the owl's eyes and create designs.
5. Use craft glue to attach each owl to the top of a craft stick, leaving room at the bottom for a handle or bookmark.



ASPIRE TO BE...

Materials: Paper, crayons, pencils

1. Before visiting, use the example (right) to draw a Dream Bubble on an 8.5 in. X 11 in. sheet of paper and print copies for the children.
2. Ask students why having a dream is important. How does it help a person set goals?
3. Instruct students to think about what they dream about accomplishing. Have them fill the bubble with a picture or sentences about their dream.





Reading Is
Fundamental

READING FUN FOR EVERYONE

BOOK CLUB

Start a book club with some friends. Decide on a place where you could meet to read for half an hour to an hour once a week. If the weather is nice outside, you might pick a park or playground. If it is rainy or cold, meet at someone's house, the library or community center.

ROUND AND ROUND...

Start a round robin story. You write the beginning. Ask friends or family members to add to the story until it has an ending. Bring everyone together and read the story. Did it take a funny, scary or mysterious turn? Could you tell who was responsible for each piece of the story based on their personality?

NEWS HOUND

Look through the newspaper or online to find a news event from another city, state or country. Find as much information on the topic as possible. Share what you learned about the event with a friend or family member. Could this news event happen in your community? Why or why not?

THROUGH ANOTHER'S EYES

Pretend that you are a famous American, past or present. Write a journal entry from that person's perspective. The journal entry should tell about events or activities of concern or interest to the famous person. How are you able to relate to that person or to the events/activities surrounding the person's life?

GIVE A HOOT—READ!



A HELPING HAND

Create a drawing of a school or community activity in which you would like to volunteer to help. In your drawing, show how you would be a good citizen. Write a caption for your picture. What steps can you take to make this happen in your community or school?

CENTER STAGE

Find a favorite book and re-write it into a play. Invite friends to join in and take turns playing the roles of your favorite characters. Remember to tell the story through the characters' dialogue. Perform your new play for your family or neighbors. Who else might enjoy seeing your performance?

SHARE A STORY

Choose a book that you are comfortable reading and you think someone else would enjoy hearing. Read your book to younger siblings, family, friends, or neighbors. Can you think of another person or place that might welcome your reading a story? See if it is possible to share your reading with this new person or at this new place.

NAME THAT ADJECTIVE

Get together with family or friends to play this game! One person selects an object—a car, for example. Another person names a word that could describe the car—fast. The next person names a different adjective—blue. Continue until no one can think of another adjective. How many could you name? Are some objects easier to describe than others? Why?