

T is for Time


A RIF GUIDE FOR PARENTS AND FAMILIES

Themes: Telling Time, History, Physics, Earth Sciences

Book Brief: Got a minute? This book introduces an alphabet of scientific history related to telling time. Read on to find out different ways people have measured time, from ancient methods to modern inventions.

Authors:
Marie and Roland Smith

Illustrator:
Renée Graef



TIME TO READ!




Before reading, build background: What do you already know about time? How many ways can you think of that time is measured? Where do you think the man and the boy in the cover illustration are?

While reading, make connections: This book works best if you read a few pages at a time. As you read each letter, think about whether you use this type of time in your daily life.

If the letter stands for a historical fact or figure, think about the impact that fact or person has had your daily life.

After reading, ask questions:

- ◆ What are some of the ways people kept time in the ancient world that we still use today?
- ◆ Why do you think we still use these methods?
- ◆ How have timekeeping methods changed through history?
- ◆ What are some of the ways you can keep time without a watch?




RELATED ACTIVITIES

MEASURING TIME

Materials: empty jars with lids, sand, stopwatch or timer

Have an adult help punch a hole in the center of the jar lid. Fill the jar with sand and secure the lid. Hold the jar upside down over a bowl. Have another person start a stopwatch. How long does it take for the sand to empty out of the jar? If it takes 5 minutes, write "5 minutes" on the outside of the jar. Experiment with different sizes of jars and holes in the lids to see how that affects the time.



2-MINUTE BANANA BITES

Time yourself to see how long it takes to make this tasty treat. Can you do it in just 2 minutes?

Ingredients: graham cracker, peanut butter, banana, coconut or chocolate chips (optional)

Set a timer for 2 minutes. Get out the ingredients. Break the graham cracker into 4 pieces and spread peanut butter on each piece. Peel the banana and cut off 4 slices. Place 1 banana slice on each cracker. If desired, sprinkle with coconut or a few chocolate chips. Ta-da! How long did it take? If you finish before the timer went off, subtract the time left over from the original 2 minutes to find out!

ADDITIONAL RESOURCES

OTHER BOOKS BY THESE AUTHORS

W is for Waves (2013)
S is for Smithsonian (2010)
Z is for Zookeeper (2007)



Reading Is Fundamental