

# Up, Up, and Away

## A RIF GUIDE FOR PARENTS AND FAMILIES

**Themes:** Life Cycle, Food Chain, Survival

**Grade Level:** K to 2nd grade


**Book Brief:** It's springtime, and hundreds of baby spiders have hatched and are ready to explore their new world. Will they be able to survive and find a home of their very own?

**Author:**

Ginger Wadsworth

**Illustrator:**

Patricia J. Wynne



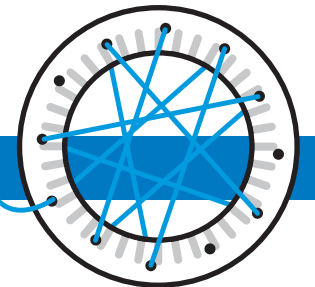
## TIME TO READ!

**Before reading, make connections:** Ask your child where they've seen spiders before. Were the spiders in a web? What did the spiders look like?

**After reading, ask questions:**

- ◆ Why does the mother spider wrap her eggs in silk?
- ◆ Why do the spiderlings wait until spring to come out of their sac?
- ◆ Why do animals try to eat the spiders?

**While reading, define vocabulary:** Help your child figure out unknown words in the story using the pictures and the clues in the rest of the sentence.



## RELATED ACTIVITIES


### SCRUMPTIOUS SPIDERS

Ingredients: round crackers, spreadable cheese, pretzel sticks, raisins

Spread cheese on crackers. Break the pretzels in half and place along sides for legs. Use raisins for eyes. How many legs should your spider have? How many legs will you eat if you make two spiders?

### SPIDER SEARCH

If you dare, go on a search for spiders and spider webs. Where do you usually see spiders? How many can you find? Keep a record of when and where you find them. Be sure not to touch the spiders or webs—just look!



### OH, WHAT A TANGLED WEB

Materials: paper plate, scissors, hole punch, yarn or string, tape, plastic spider (optional)



Cut out the middle of the plate to leave just the outside rim. Punch holes along the rim, about an inch apart. Weave string in and out of the holes to make a "web." Secure ends of yarn with tape. If you have a plastic spider, add it to your web. Hang your web in a corner where a spider might typically lurk.

### TECHNOLOGY LINKS

Check out [vimeo.com/6499743](https://vimeo.com/6499743) to watch a great time-lapse video of a spider hard at work on its web.

## ADDITIONAL RESOURCES

### OTHER BOOKS BY THIS AUTHOR

*First Girl Scout: The Life of Juliette Gordon Low* (2012),  
*Camping with the President* (2009),  
*Benjamin Banneker: Pioneering Scientist* (2003).



PROUDLY SPONSORED BY ★MACYS  
©2012 Reading Is Fundamental, Inc.

Reading Is  
Fundamental