

75th
Anniversary



MADÉLINE™

Birthday Party Kit

It's The Madeline Birthday Party Kit

Bon Jour!

Welcome to Madeline's 75th Anniversary Birthday Party Kit! We're happy you're joining in the celebration. Everything you'll need to make your Madeline birthday party a success is here. Just scroll down and start the fun!

On the following pages you'll find the items listed below—all of which are ready to print out and photocopy for your individual party needs. There are more activities included than you'll have time for at the party—activities for different ages and abilities. This is so you can customize the party to your own needs as well as have activities for the children to take home.

1. Birthday party invitation poster (formatted to print in 11x17 size)
2. Name tag template
3. Song sheets for "Happy Birthday" and "Frere Jacques" (in French and English)
4. "It's Fun to Learn French" (simple French words with translation and pronunciation guide)
5. "How to Draw Madeline" guide
6. "Pin the Bow on Genevieve" game (formatted to print 11x17 size)
7. Madeline coloring sheet
8. Madeline maze (with answer sheet)
9. Madeline word find (with answer sheet)
10. Certificate of Recognition
11. List of Madeline books available from Penguin Putnam Books for Young Readers
12. List of Madeline licensees and their products

Also included are ideas for ways to promote and organize your Madeline birthday party to make it memorable as well as to generate publicity.

We'd love to hear about your Madeline party—so please send an email and photos to let us know how it goes. We'll post the pictures on our Facebook page and share them with Madeline fans far and wide.

Our email address is: MadelineBirthdayParty@gmail.com

Thanks again for having a Madeline Birthday Party.

Have fun!



Advertising and Promoting Your Event

Spread the Word About Your Party:

- Publicize the party through whatever social media outlets you use—Facebook, Instagram, Twitter, Google+, Pinterest, your website, your blog, etc.
- If you have a list of customer email addresses, send out an email blast.
- Contact your local newspaper and regional magazines to get on their Calendar of Events, both print and online versions. Ask them if they'd like to come to the party or have you send some photos afterwards. It's a chance for some good publicity for you—and children having fun is always a great photo opp.
- Call your local nightly news or cable station. You never know—they just might cover the event.
- Make plenty of copies of the birthday party invitation poster. Put them up throughout your store as well as at other appropriate places in your area at least two weeks before the party...locations such as:
 - libraries
 - daycare centers and pre-schools
 - popular family restaurants
 - local children's clothing stores

Make a Madeline Window Display:

Create a fun display with Madeline dolls, toys, games, books and other products. Give it a theme—Madeline's birthday party or Madeline in Paris or any of the scenes in the books, such as: Madeline and the Old House, Madeline and the Eiffel Tower, etc.



Involve Your Customers:

- **Birthday Cards:** Have your young customers create their own birthday cards for Madeline. Then display the cards as part of the window display or put them on view inside your store—as well as share them via social media.
- **Coloring Contest:** Have a Madeline coloring contest, with winners for creativity and inventiveness as well as traditional coloring skills. A ready-to-copy coloring sheet is included in this kit. Talk to your local library and schools to get children involved. Offer to display the entries at your store, maybe as part of a window display. Consider offering a prize to the winner(s).

Suggestions for a Fun and Successful Party

Atmosphere:

- Decorate your store: It's easy and inexpensive to create a colorful environment using balloons and paper streamers. The colors most associated with Madeline are the yellow and blue of her hat and coat or you could use the colors of the French flag, which are red, white and blue. There are also lots of great Madeline decorations available at:

http://www.birthdayexpress.com/browse/_/N-i/Ntt-madeline/results!.aspx?q=madeline


- Play French music: Pandora (online radio) has several different free French stations.
- Dress up: Have employees wear berets—or ask people to dress up like Miss Clavel or Madeline. For ideas, check out Pinterest...just search “Madeline costume.”

Food:

- If you elect to have food, be sure whoever is serving it knows what the ingredients are...someone is bound to ask.
- Have plenty of napkins and wet wipes on hand!
- Some fun food ideas are:
 - A Madeline birthday cake (decorated with a picture of Madeline or the Eiffel Tower or the French flag...or all of those!)
 - Cupcakes
 - Madeleines (traditional French cookies)

Activities:

- Read Madeline
 - Feature your best reader or storyteller.
 - *SHOUT* the last word! Then read each line except the last word and let the children *SHOUT* out the missing word.
 - If there are children of reading age present, encourage them to help the storyteller read the story to the younger children.
- Sing French Songs: The lyrics to “Happy Birthday” (in English and French) and “Frere Jacques” are included.
- Play “Pin the Bow on Genevieve’s Head.” The Genevieve art in this kit is a high-resolution image formatted for 11x17 size (or larger) so you can print a big enough version for a good game. There’s also an illustration of Genevieve with her bow on...so the children can identify the spot where they’re trying to “pin” the bow. Print out lots of copies of Genevieve’s bow and let the children at the party color them. Then tie a blindfold around their eyes, put some tape on the bows and see whose bow is closest to where Genevieve wears hers.



Suggestions for a Fun and Successful Party

Activities continued:

- o Teach the children some fun French words. A list of simple French words is included.
- o Learn “How to Draw Madeline”: Step-by-step instructions for how to draw Madeline are included in this kit. The children will be amazed at how simple it is and so proud that they drew Madeline, just like Ludwig Bemelmans! Be sure to print enough instruction sheets in advance and have plenty of drawing paper and sharp crayons or markers on hand.
- o A coloring sheet, maze and word find are also part of this kit.
- o Certificate of Recognition: At the end of the party, fill out a Certificate for each child to take home as a reminder of the fun day they had at your Madeline Birthday Party.

Have a Game Plan:

It's All in the Details! To ensure that things go as smoothly as possible:

- o Create a schedule of events for the party (with a timeline) that covers setting up, cleaning up and everything in between.
- o Make sure employees and volunteers have specific assignments and are knowledgeable about the tasks you've asked them to do.
- o Create a way for children and their parents to easily identify the employees and volunteers, such as wearing berets or BIG name tags.



You're invited to a birthday party for **MADÉLINE**™

75th
Anniversary



MADÉLINE™

Date: _____

Time: _____

Place: _____

MADÉLINE™



HELLO! My name is

BONJOUR! Je m'appelle



HELLO! My name is

BONJOUR! Je m'appelle



HELLO! My name is

BONJOUR! Je m'appelle



HELLO! My name is

BONJOUR! Je m'appelle



HELLO! My name is

BONJOUR! Je m'appelle



HELLO! My name is

BONJOUR! Je m'appelle



HELLO! My name is

BONJOUR! Je m'appelle



HELLO! My name is

BONJOUR! Je m'appelle

MADÉLINE™

“Happy Birthday” Song Sheet

French (with French phonetic pronunciation)

Bonne anniversaire a toi,
Bunn ah-nee-vaire-saire ah twah,

Bonne anniversaire a toi,
Bunn ah-nee-vaire-saire ah twah,

Bonne anniversaire, chere Madeline,
Bunn ah-nee-vaire-saire, share Madeling;

Bonne anniversaire a toi!
Bunn ah-nee-vaire-saire ah twah!

Quel age as-tu?
Kell ah-azh ah too?

Quel age as tu?
Kell ah-azh ah too?

Quel age as-tu Madeline?
Kell azh ah too, Madeline

Quel age as tu?
Kell ah-azh ah too?

English

**Happy Birthday to you,
Happy Birthday to you,
Happy Birthday, dear Madeline,
Happy Birthday to you!**

**How old are you?
How old are you?
How old are you Madeline?
How old are you?**

MADÉLINE™

Frere Jacques

Sing as a round

French (with phonetic pronouciation)

Frere Jacques, frere Jacques,
Frair-uh-zhak-uh, frair-uh,zhak-uh

Dormez-vous? Dormez-vous?
Dor may voo? Dor may voo?

Sonnez les matines! Sonnez le matines!
Sonnay lay mah-tee-nuh! Sonnay lay mah-tee-nuh!

Ding, dong, ding! Ding dong ding!
Ding, dong, ding! Ding, dong ding!

English

Are you sleeping? Are you sleeping?
Brother John? Brother John?
Morning bells are ringing! Morning bells are ringing!
Ding dong ding! Ding dong ding!

MADÉLINE™

It's fun to learn French

bonjour means "hello"

merci means "thank you"

s'il vous plaît means "please"

au revoir means "goodbye"

bon nuit means "good night"

rouge means "red" (like Madeline's hair)

chapeau means "hat"

chien means "dog"

chat means "cat"


mère means "mother"

père means "father"


je m'appelle means "my name is"

MADÉLINE™


How to draw Madeline




Step 1:
Draw her head




Step 2:
Add her face




Step 3:
Add brim of her hat



Step 4:
Add the top of her hat




Step 5:
Add the bow to her hat



Step 6:
Add her hair



Step 7:
Add her collar, tie and
arms




Step 8:
Add her hands



Step 9:
Add her legs, shoes
and socks

Pin the Bow on Genevieve's Head







This image shows where Genevieve's bow is supposed to go



Pin the Bow on Genevieve's Head



Pin the Bow on Genevieve's Head





MADÉLINE™

Coloring Sheet




MADÉLINE™

Maze



MADÉLINE™

Maze Answer Key



START

FINISH



MADÉLINE™

Word Find

Help Madeline find the list of words below in the puzzle. Remember, the words can run up, down, forwards, backwards, or diagonally. Good Luck!

M	Q	W	E	F	G	G	H	B	N	K	O	I	R	L	O	O	P	G	E	O
L	I	N	E	S	V	B	N	G	A	X	I	D	N	E	P	P	A	I	J	L
Q	A	S	D	F	Y	U	I	O	P	O	M	J	Y	T	F	O	X	A	S	K
Z	B	R	S	C	T	M	X	Y	L	V	H	D	D	H	L	O	S	D	T	U
W	Y	C	S	C	A	R	Y	E	I	O	H	F	S	K	O	H	R	T	C	P
D	Q	D	J	X	L	O	W	S	P	Z	X	V	O	T	I	P	E	P	N	I
A	D	F	T	I	M	A	E	W	Z	V	G	B	U	O	V	O	D	T	U	L
N	B	B	Y	I	L	D	V	S	W	R	O	E	K	B	G	O	P	V	T	L
T	O	J	S	A	W	V	U	E	O	R	W	M	P	B	W	H	I	O	B	L
O	P	P	H	W	M	A	D	E	L	I	N	E	W	H	V	D	W	F	U	O
N	E	N	R	H	Y	B	R	X	I	T	V	L	A	S	Q	I	U	M	T	K
T	C	O	X	N	P	U	I	L	X	C	B	M	P	I	Y	E	V	M	K	Y
E	E	D	R	C	O	H	N	O	U	B	G	A	C	X	F	R	A	N	C	E
N	H	N	B	I	O	O	D	D	E	B	I	N	X	S	W	F	M	R	L	P
S	E	O	X	C	W	U	G	V	I	N	E	S	W	C	G	T	Y	U	P	S
I	E	L	F	N	P	S	L	L	D	W	D	B	L	T	L	S	M	V	N	E
X	G	C	E	B	S	E	R	B	U	P	Q	C	T	C	E	U	D	I	N	I
A	W	Q	E	I	W	M	C	W	T	L	B	J	E	Q	E	D	D	C	N	S
C	T	J	V	T	X	P	A	R	I	S	E	B	U	L	L	D	R	W	T	P
D	V	I	Z	K	X	W	R	U	R	L	G	H	M	A	C	B	Y	I	I	Y
R	D	I	S	A	S	T	E	R	B	T	V	E	V	E	I	V	E	N	E	G

APPENDIX
BEMELMANS
DANTON TEN SIX
DR COHN
DISASTER
FRANCE

GENEVIEVE
GYPSIES
HOUSE
LINES
LONDON

LUDWIG
MADELINE
MISS CLAVEL
PARIS
PEPITO

POOH POOH
SCAR
SPAIN
TWELVE
VINES



MADÉLINE™

Word Find Answer Key

Help Madeline find the list of words below in the puzzle. Remember, the words can run up, down, forwards, backwards, or diagonally. Good Luck!

M	Q	W	E	F	G	G	H	B	N	K	O	I	R	L	O	O	P	G	E	O
L	I	N	E	S	V	B	N	G	A	X	I	D	N	E	P	P	A	I	J	L
Q	A	S	D	F	Y	U	I	O	P	O	M	J	Y	T	F	O	X	A	S	K
Z	B	R	S	C	T	M	X	Y	L	V	H	D	D	H	L	O	S	D	T	U
W	Y	C	S	C	A	R	Y	E	I	O	H	F	S	K	O	H	R	T	C	P
D	Q	D	J	X	L	O	W	S	P	Z	X	V	O	T	I	P	E	P	N	I
A	D	F	T	I	M	A	E	W	Z	V	G	B	U	O	V	O	D	T	U	L
N	B	B	Y	I	L	D	V	S	W	R	O	E	K	B	G	O	P	V	T	L
T	O	J	S	A	W	V	U	E	O	R	W	M	P	B	W	H	I	O	B	L
O	P	P	H	W	M	A	D	E	L	I	N	E	W	H	V	D	W	F	U	O
N	E	N	R	H	Y	B	R	X	I	T	V	L	A	S	Q	I	U	M	T	K
T	C	O	X	N	P	U	I	L	X	C	B	M	P	I	Y	E	V	M	K	Y
E	E	D	R	C	O	H	N	O	U	B	G	A	C	X	F	R	A	N	C	E
N	H	N	B	I	O	O	D	D	E	B	I	N	X	S	W	F	M	R	L	P
S	E	O	X	C	W	U	G	V	I	N	E	S	W	C	G	T	Y	U	P	S
I	E	L	F	N	P	S	L	L	D	W	D	B	L	T	L	S	M	V	N	E
X	G	C	E	B	S	E	R	B	U	P	Q	C	T	C	E	U	D	I	N	I
A	W	Q	E	I	W	M	C	W	T	L	B	J	E	Q	E	D	D	C	N	S
C	T	J	V	T	X	P	A	R	I	S	E	B	U	L	L	D	R	W	T	P
D	V	I	Z	K	X	W	R	U	R	L	G	H	M	A	C	B	Y	I	I	Y
R	D	I	S	A	S	T	E	R	B	T	V	E	V	E	I	V	E	N	E	G

APPENDIX
BEMELMANS
DANTON TEN SIX
DR COHN
DISASTER
FRANCE

GENEVIEVE
GYPSIES
HOUSE
LINES
LONDON

LUDWIG
MADELINE
MISS CLAVEL
PARIS
PEPITO

POOH POOH
SCAR
SPAIN
TWELVE
VINES

Certificate Of Recognition



Let it be known that

having joined Madelines's friends at

to wish her a happy 75th birthday
is now accorded the status of

Honorary Student

at Miss Clavel's School, Paris France
On this ____ day of _____ 2014.

MADÉLINE™

Madeline Licensees

YOTTOY

Dolls, Doll Accessories & Tea Sets
www.yottoy.com

MUDPUPPY

Stationery & Magnetic Sets
www.galison.com

BIRTHDAY EXPRESS

Party Goods
www.birthdayexpress.com

BRIARPATCH

Games & Puzzles
www.briarpatch.com

BOOKS TO BED

Pajamas
www.bookstobed.com

OUT OF PRINT

T-Shirts & Tote Bags
www.outofprintclothing.com

RUNNING PRESS

Miniature Edition Kits
www.perseusbooksgroup.com/RunningPress

RUBIE'S COSTUME CO.

Halloween & Dress Up
www.rubies.com

STARBOUND ENTERTAINMENT

Parade Ballons
www.starboundballons.com

METROPOLITAN MUSEUM OF ART

Holiday Cards
www.metmuseum.org

THE CARLYLE HOTEL

Madeline Teas
www.rosewoodhotels.com/en/the-carlyle-new-york